

# Instruction for installing the mobile application

## For Parents

Step 1: search and install 'EduCare' mobile app from **Play Store**



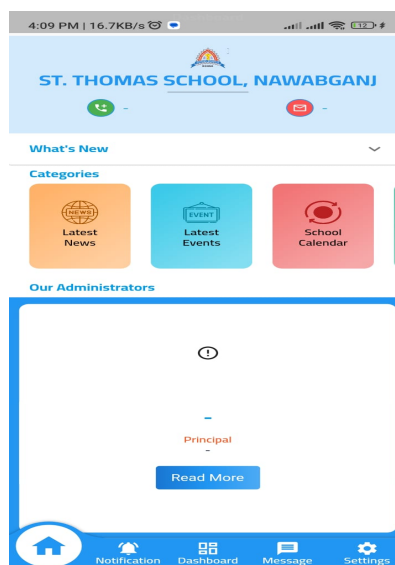
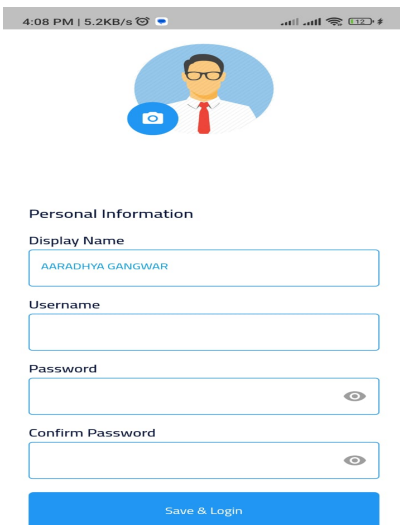
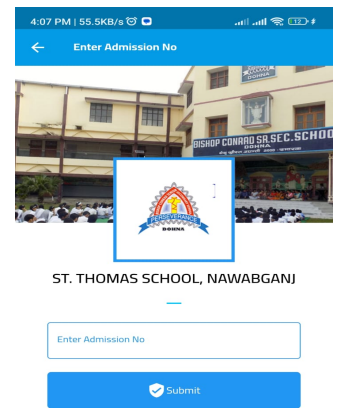
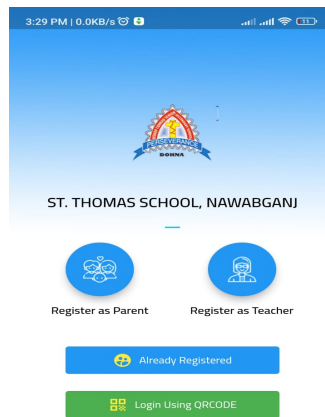

Step 2: Enter the school code "STSNWBJ".

Step 3: Click on 'Register as Parent' Option .

Step 4: Enter the admission number of your ward.

Step 5: Enter the date of birth of your ward.

Step 6: Create a profile



# For Teachers

Step 1: Download and install Application

Step 2: Enter the school code "STSNWBJ".

Step 3: Click on 'Register as Teacher' Option.

Step 4: Enter your registered mobile number (Registered in school records)

Step 5: Enter your date of birth.

Step 6: Create a profile

