

Instruction for installing the mobile application

For Parents

Step 1: search and install 'EduKare' mobile app from **Play Store**



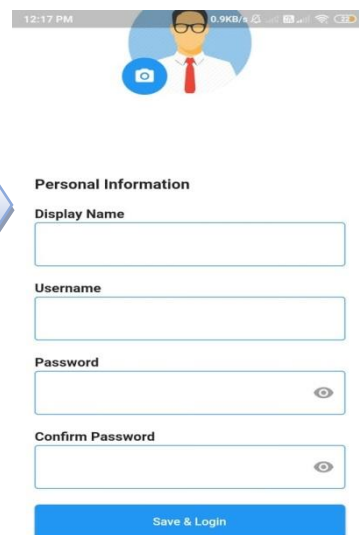

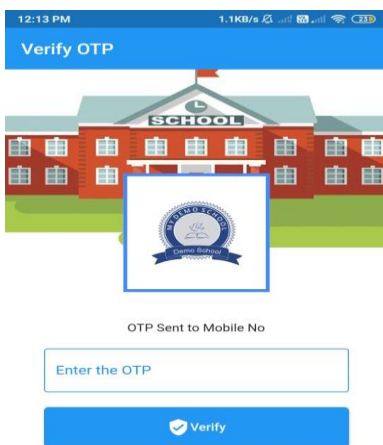
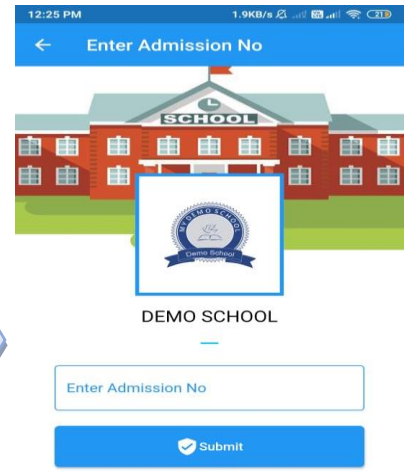
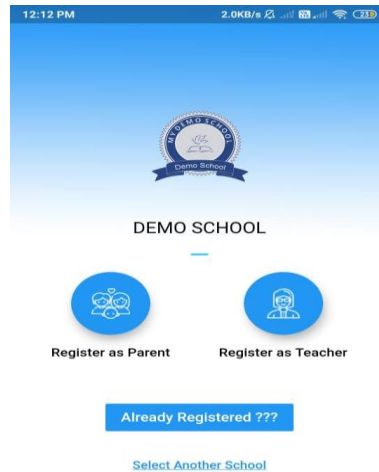

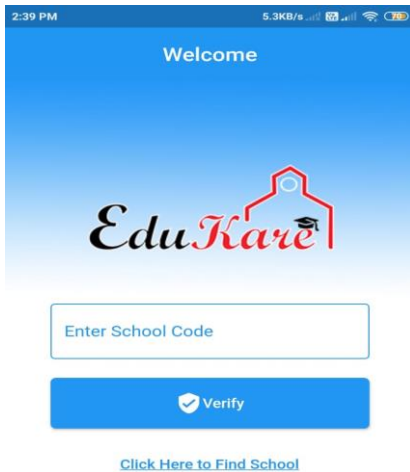
Step 2: Enter the school code "STTHOMASNWBJ".

Step 3: Click on 'Register as Parent' Option .

Step 4: Enter the admission number of your ward.

Step 5: OTP will receive in your registered mobile number (Registered in school records)

Step 6: Verify the OTP



For Teachers

Step 1: Download and install Application

Step 2: Enter the school code "STTHOMASNWBJ".

Step 3: Click on 'Register as Teacher' Option.

Step 4: Enter your registered mobile number (Registered in school records)

Step 5: OTP will receive in your registered mobile number

Step 6: Verify the OTP

